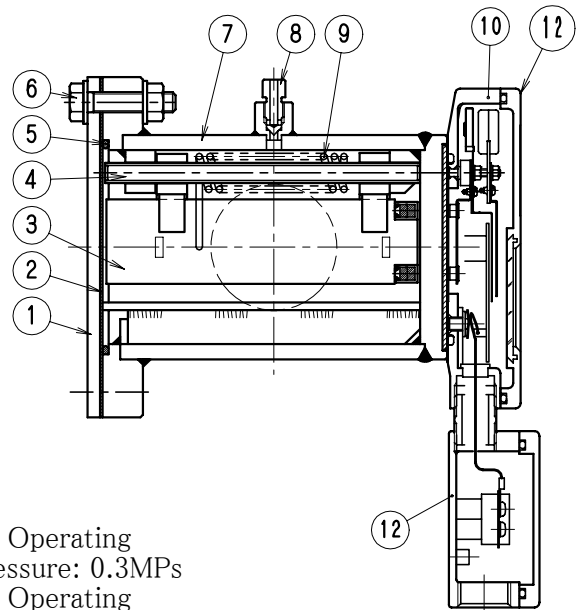
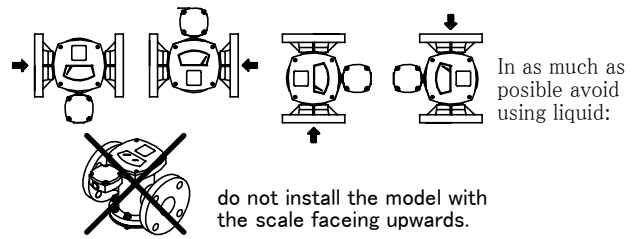
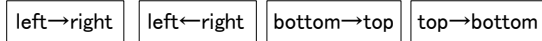


<b>Estimate Request Sheet and Specification Drawing</b>  <b>TO : SHOWA INSTRUMENT INFORMATION CO., LTD.</b> <b>Fax 03-3431-9413</b>	Estimate Client		Date
	Company Name		
	Issuer by		Section
FAX		TEL	

Estimate it by this specification

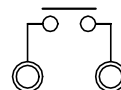
TAG NO.		
Fluid Name		
Scale	Max.	
	Min.	
	Normal	
density		
Viscosity		
Temperature	°C	
Pressure	MPa	
Switching	Lower OFF Upper ON	
Set Point (Variable)		
Direction of flow	→	
Accuracy	±3%F. S	
Painted Color	Body: Gray / Case: Black	
Connection Standard	JIS10K-FF	
Nominal Pipe Size		
Accessory		
Quantity		

**Flow direction and flowmeter position**



Max. Operating pressure: 0.3MPs  
 Max. Operating temperature: 40°C

**Internal Circuit**

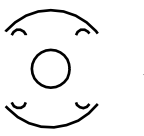
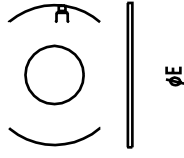
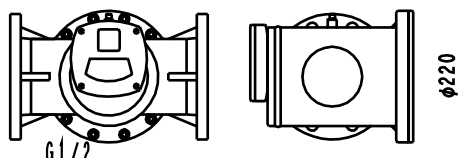
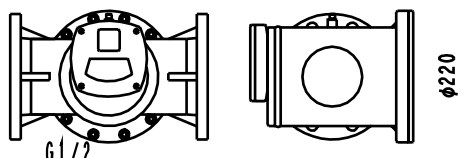


**Contact Rating**

Must not exceed the following;  
 Contact capacity: MAX. 50VA  
 Operating voltage: MAX. 220V AC/DC  
 Operating current: MAX. 0.5A AC/DC

12	Terminal Box	ADC12	1	
11	Case Cover	Reinforced P.P	1	
10	Case	ADC12	1	
9	Spring	3F Coating (SUS316)	1set	
8	Vent Plug	PVC	1	
7	Body	PVC	1	
6	Bolt/Nut	SUS304	1set	
5	O-Ring	Viton	1	
4	Shaft(SUS316)	Coating FEP/FRP	1	
3	Flapper	PVC	1	
2	Seal Plate	PVC	1	
1	Cover Flange	SUS304	1	
No.	Part Name	Materials	Q'ty	Remark

Name	Flapper type Variable Area Flowmeter PVC "FLAPTOR" ®	Estimate	Made by	Aproved by
Model No.	With Switch FE-0360		Estimate No.	
<b>SHOWA INSTRUMENT INFORMATION CO., LTD.</b> Sales Department				

External View and dimensions		Material PVC FLAPTOR <sup>2)</sup>	2 2" ¥2 2 2 2 2 2 ¥2 2 2 2 2 2) ¥2 2 2 2
The dimensions of the case indicating section are the same regardless of the nominal size.			
2 2 2 or less	Refer to a JIS standard of the flange's dimensions. (2 (2 2= ¥ (27 2C 220 n-hφ t 127 φD φC G1/2 The terminal box is not attached to FE-0350.		Nominal Pipe size 2
			2 2 2 φ4 2 2 2 φ4 2 2 2 φ2
2 2 2 2 2 2	300 φ G1/2 The terminal box is not attached to FE-0350.		Nominal Pipe size 2 ! 2(2
			2 2 2 260 20® φ0 2 2 2 300 2® ®®
2 2 2 2 2 2 2 2	330 272  G1/2 The terminal box is not attached to FE-0350.		Nominal Pipe size 2 ! 2
			φ0A 330 272 220 φ5A 380 288 280
2 2 2 2	480 350 - φ350 G1/2 The terminal box is not attached to FE-0350.	